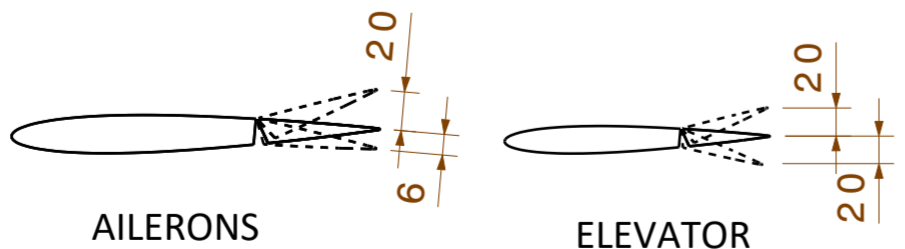
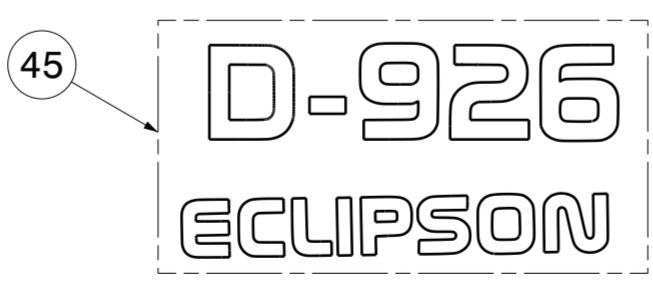
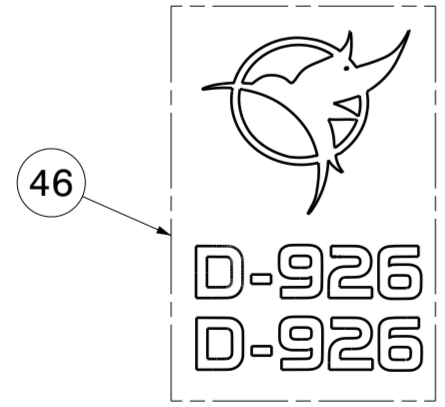
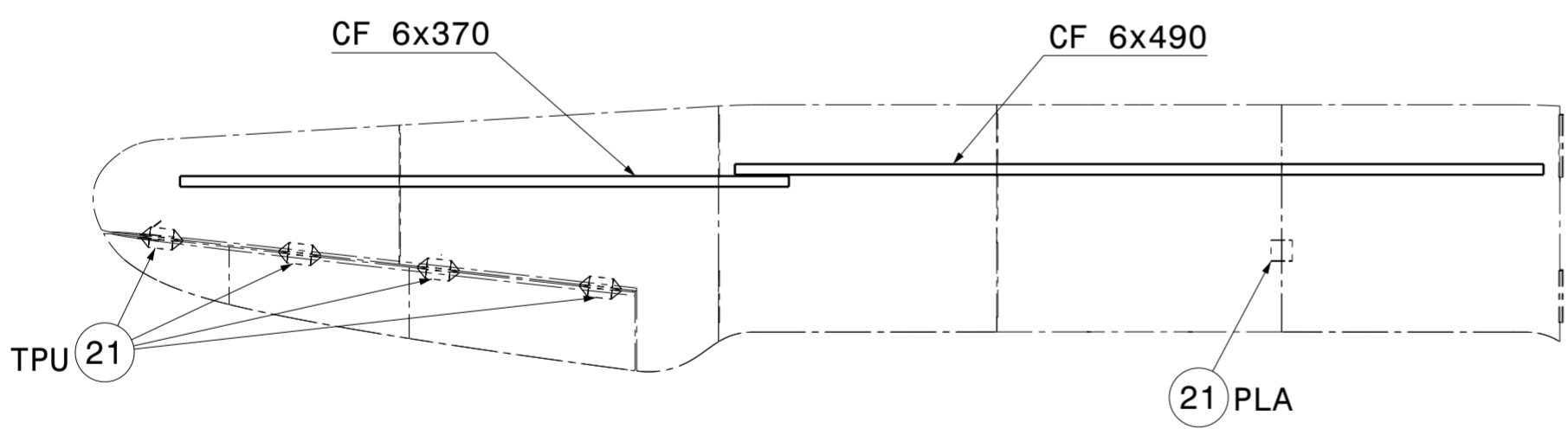


Section D-D

Section E-E

Section C-C



AILERONS

ELEVATOR

Recommended throw

ITEM	NAME	CATEGORY
1	Spinner1	C
2	Spinner2	C
3	FUS1	A / A-LW
4	FUS2	A / A-LW
5	FUS3	A / A-LW
6	FUS4	A / A-LW
7	Canopy	A / A-LW
8	WingC	A / A-LW
9	Wing1L	A / A-LW
10	Wing1R	A / A-LW
11	Wing2L	A / A-LW
12	Wing2R	A / A-LW
13	Wing3L	A / A-LW
14	Wing3R	A / A-LW
15	Elevator_fitting	C
16	Strut_L	C
17	Strut_R	C
18	Pillow	C / C-LW
x3	Window_fitting	C
20	Window_pattern	C
x18	Hinge	C
22	Pin_canopy	C
23	Servo_holder_fus	C
24	Aileron1L	A / A-LW
25	Aileron1R	A / A-LW
26	Aileron2L	A / A-LW
27	Aileron2R	A / A-LW
28	Aileron3L	A / A-LW
29	Aileron3R	A / A-LW
30	VTP	A / A-LW
31	HTP1L	A / A-LW
32	HTP1R	A / A-LW
33	Elev1L	A / A-LW
34	Elev1R	A / A-LW
35	Elev2L	A / A-LW
36	Elev2R	A / A-LW
37	Skid	C / C-LW
x2	Servo_holder_wing	C
39	TyreD40	C
40	RimD40	C
41	LG_root	C
42	Motor_holder	C
43	Lock_1	C
44	Lock_2	C
45	Graphics1	C
46	Graphics2	C
47	Pilot	C / C-LW

PRINTING PARAMETER	CATEGORY			
	A-LW	A	C-LW	C
Layer height (mm)	0.25	0,2	0,15	0,13
Bottom layers	0	0	4	4
Top layers	0	0	6	6
Wall lines / perimeter	1	1	2	2
Nozzle diameter (mm)	0,4	0,4	0,4	0,4
Material	LW-PLA	PLA/ PETG	LW-PLA	PLA/PETG FLEX/ABS
Infill density (%)	0	0	10	10
Printing temp (°C)	235	220	235	205 to 240
Bed temp (°C)	60	60	60	60
Flow (%)	53	100	53	100
Retraction (mm)	0,5 to 3	0,5 to 3	0,5 to 3	3
Retraction extra prime amount (mm)	0 to 0,7	0 to 0,7	0	0
Speed (mm/s)	55	50	35	25 to 50
Fan	YES	YES	YES	YES
Brim (mm)	3 to 5	3 to 5	0 to 3	0 to 3
Minimum layer time (s)	5	5	5	5
Support	NO	NO	NO	NO

- 2T Add 2 top layers.
- 8B Add 8 bottom layers.
- 2B Add 2 bottom layers.
- 3 If your motor reach temperatures over 50 °C use ABS.

2-Center of gravity marking under the wing.

1- Red parameters are mandatory to ensure airplane functionality, assembly or weight target.